



eunethta

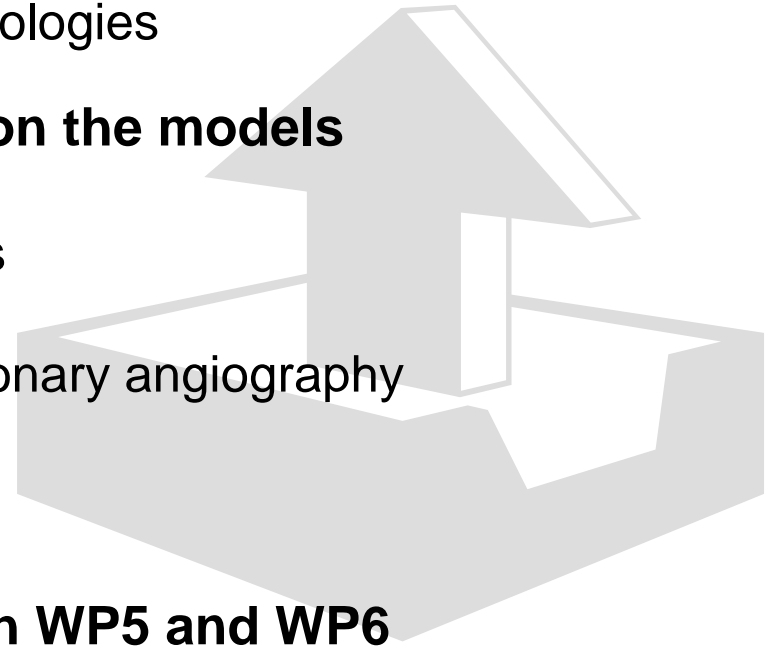
Common Core HTA

A novel framework for international sharing of HTA information



Objectives of Work Package 4 (WP4)

- **Production of 2 core models for HTAs:**
 - Model for medical and surgical interventions
 - Model for diagnostic technologies
- **Production of 2 HTAs based on the models**
 - HTA on drug eluting stents
 - HTA on multi-slice CT coronary angiography
- **Handbook on deliverables**
- **Collaboration particularly with WP5 and WP6**



Starting points

Two problems acknowledged:

HTA implemented differently across Europe

-> Reduced applicability of foreign reports

Varying structure of reports

-> Extraction of data from reports is often difficult

Aim: Attempt to define and standardise elements of an HTA to facilitate shared understanding of HTA and promote the international use of HTA results

Heidi Anttila, Anne Kärki, Ulla-Maija Rautakorpi ja asiantuntijaryhmä

Pivohilan raportti 30 • 2007

Lymfaturvotuksen fysioterapia rintasyöpäpotilailla

Vaikuttavuus, käytännöt ja kustannukset



Assessment elements

- Basic unit of the HTA Core Model
- Each element describes an aspect of technology or its use
- Elements are organized based on wide domains and more narrow topics within them.

Heidi Anttila, Anne Kärki, Ulla-Maija Rautakorpi ja asiantuntijaryhmä

Pivohilan raportti 30 • 2007

Lymfaturvotuksen fysioterapia rintasyöpäpotilailla


Vaikuttavuus, käytännöt ja kustannukset





The Core HTA Structure

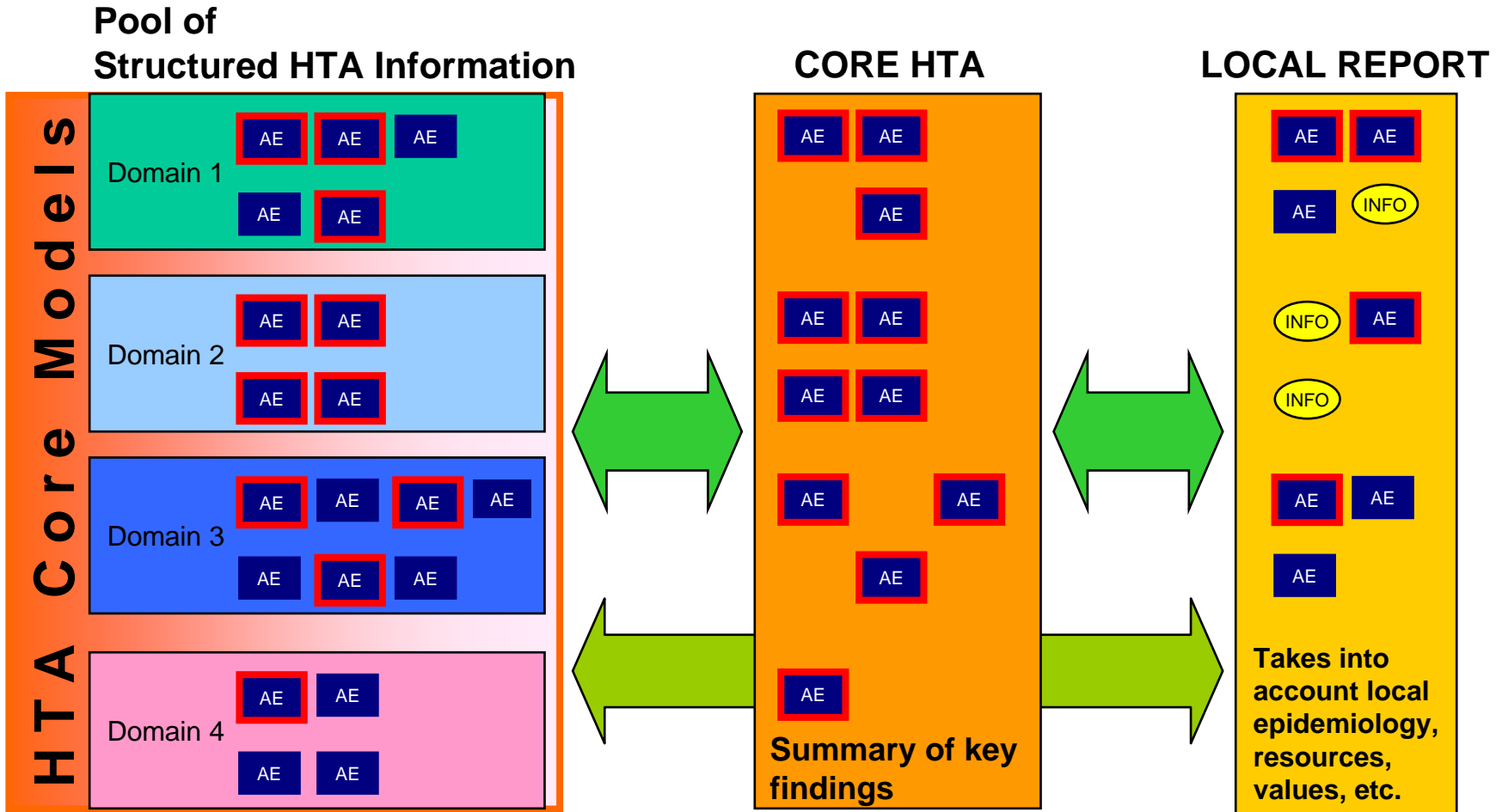
i.e. HTA Core Models and their applications

AE = assessment element

 = Core element

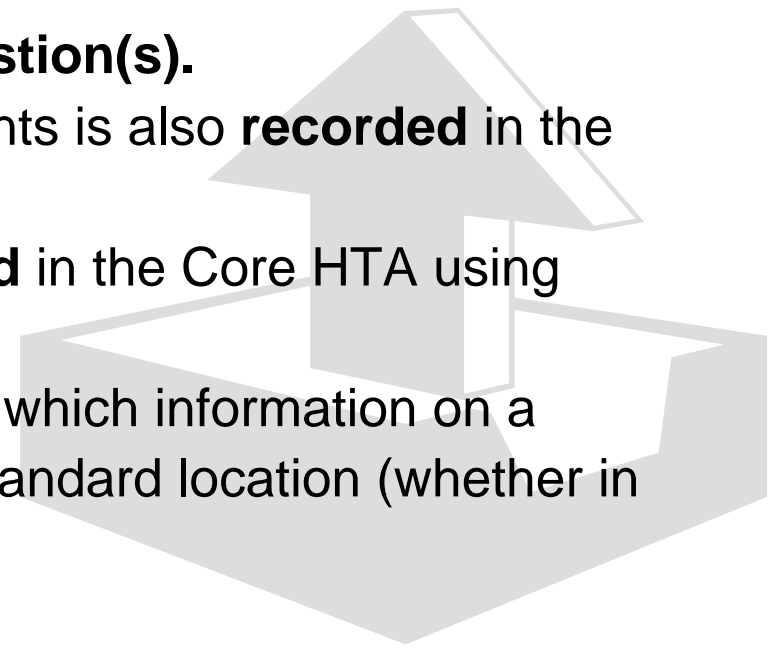
 = Non-core element

 = Locally produced information that does not follow HTA Core model structure



From Core Model to Core HTA

1. The **relevance** of each assessment element is considered in the context of the technology at hand.
2. If an element is relevant, the generic issue is **translated** into one or more practical research **question(s)**.
3. Possible non-relevance of elements is also **recorded** in the report.
4. Relevant questions are **answered** in the Core HTA using typical research methodologies.
5. RESULT: a **structured report** in which information on a particular issue can be found at a standard location (whether in paper or electronic form).



Core HTAs

- Serve primarily as a scientific basis for local (national, regional) reports
- Do not contain recommendations regarding the use (or non-use) of technologies
- Enable distributed production of HTA (e.g. different domains by separate research groups)
- Enable and promote international collaboration and transfer of information

Thank you!

Lead partner: FINOHTA (Finland)

Associate partners: **AETSA** (Spain), **AVALIA-t** (Spain), **Cochrane Collaboration** (UK), **DACEHTA** (Denmark), **DSI** (Denmark), **KCE** (Belgium), **Ministry of Health** (Lithuania), **NCCHTA** (UK), **NOKC** (Norway), **OSTEBA** (Spain), **SBU** (Sweden), **Technische Universität Berlin** (Germany), **Universit  Cattolica del Sacro Cuore** (Italy), **University of Tartu** (Estonia), **Universit t L beck** (Germany), **ZonMW** (The Netherlands)

Collaborating partners: **AHTAPol** (Poland), **G-I-N Executive** (Germany), **Institute of Molecular Medicine** (Portugal), **SNHTA** (Switzerland), **Directorate of Health** (Iceland), **Gesundheit  sterreich GmbH** (Austria)

More information: http://www.eunethta.net/Work_Packages/WP_4/

Contact WP4: eunethta@stakes.fi
kristian.lampe@stakes.fi